




October
2017



REPORT ON
THE OUTCOME OF THE
FIRST CALL FOR PROJECTS

Contents

INTRODUCTION	2
THE PROCESS	3
Call for Projects	3
Project Assessment	3
Action Plan and Contract Signature	4
Disbursement of Funds	4
MAIN OUTCOME AND KEY STATISTICS	5
Project Proposals Received	5
Outcome of the Project Assessment Exercise	6
Approved Projects	6
Priority Areas	7
Geographical Distribution	8
Main Target Groups	10
Types of Intervention	11
CONCLUSION	12

REPORT ON THE OUTCOME OF THE **FIRST CALL FOR PROJECTS**

Introduction

The Budget 2016-2017 announced the setting up of the National CSR (NCSR) Foundation with the aim of bringing greater transparency in the use of CSR funds and better outcomes for the disadvantaged and vulnerable segments of our society.

The NCSR Foundation was established by Government in December 2016. It operates under the aegis of the Ministry of Social Integration and Economic Empowerment.

The Foundation started the registration of NGOs as from March 2017 and launched a first call for projects in April 2017.

This report presents the main outcome and some key statistics of the NCSR Foundation's first call for projects.

About the National CSR Foundation

The National CSR Foundation receives, manages and allocates CSR funds collected by the Mauritius Revenue Authority (MRA) in accordance with section 50L of the Income Tax Act 1995. Working with and through NGOs, the Foundation undertakes programmes and projects in ten priority areas for the benefit of individuals and families registered under the Social Register of Mauritius (SRM) and of vulnerable groups as defined in its Charter.



The Process

Call for Projects

The Foundation invited NGOs to apply for funds through a call for projects. The Call was communicated through email to organisations registered with the Foundation and published on the Ministry of Social Integration and Economic Empowerment's website and in the press. The application window was open from 18 April 2017 to 12 May 2017. Project proposals in the prescribed application form were accepted by email, post and hand delivery.

Project Assessment

Project proposals were assessed according to the priority areas, approved fields of intervention and assessment criteria as specified in the NCSR Foundation Guidelines 2017.

In addition, the following funding limits were applied:

- A maximum grant of Rs3 million per project
- Exclusion of capital investment such as vehicles and buildings
- Maximum project duration of 12 months.

The project assessment process, as described below, started on 18 May 2017.

STEP	PROCESS
1	Administrative check and initial screening of application forms
2	Thorough evaluation, scoring and ranking of project proposals
3	Evaluations examined by a project sub-committee consisting of Council members with recommendations for approvals made to Council
4	Decision by Council
5	Communication of Council's decisions to applicants

Table 1: Project Assessment Process

Action Plan and Contract Signature

The Foundation held working sessions with each of the successful applicants to:

- Elaborate on the project design and prepare an action plan covering the main activities to be undertaken during the implementation phase with indicative timeframes and KPIs
- Review the project costs and budget in line with the amount of funding approved
- Agree on a contract document and disbursement plan.

The contract document was signed by the Chairperson/Council Member/Secretary General of the National CSR Foundation and the President/Vice-President of each beneficiary organisation.

Disbursement of Funds

The disbursement of approved funds is made in a maximum of 3 instalments.

Approved Amount	Project Duration (Months)	1 st Instalment	2 nd Instalment	3 rd Instalment
Above Rs1 million	12	50%	25%	25%
Less than Rs1 million	12	50%	50%	
Less than Rs1 million	Up to 6 months	75%	25%	

Table 2: Disbursement of Funds

The first instalment is paid out after the contract signature. The second and third disbursements are subject to compliance with the conditions of the contract and as per satisfactory project monitoring reports

Main Outcome & Key Statistics

Project Proposals Received

In all, 297 project proposals from 201 NGOs were received and assessed by the Foundation. The total amount requested was Rs512.11 million for project costs totalling Rs713.49 million.

Number of NGOs applying for funds	201
Number of project proposals received	297
Total project cost (Rs million)	713.49
Total amount of funds requested (Rs million)	512.11

Table 3: Overview Of Project Proposals Received

Most of the funds requested were for projects in the priority areas:

- Socioeconomic development
- Educational support and training
- Supporting people with disabilities
- Dealing with health problem

No application for funding was received for 'Road safety and security.'

Priority Area	No. of Projects	Total Project Cost (Rs M)	Amount Requested (Rs M)	% of Total Amount Requested
Socioeconomic development	64	181.17	155.79	30.4%
Education support and training	77	125.49	92.55	18.1%
Social housing	10	27.76	18.26	3.6%
Supporting people with disabilities	50	116.54	82.86	16.2%
Dealing with health problems	40	83.14	54.88	10.7%
Family protection	17	68.12	30.8	6.0%
Leisure and sports	18	77.16	48.96	9.6%
Environment	11	19.08	13.53	2.6%
Peace/nation building	10	15.04	14.47	2.8%
Road safety and security	-	-	-	-
Grand Total	297	713.49	512.11	100%

Table 4: Project Proposals Received by Priority Areas

Outcome of the Project Assessment Exercise

231 projects (78 percent) of the 297 project proposals received were approved for funding by the Foundation. There were 42 (14 percent) cases of non-approval. These related mainly to capital investment (either in vehicles or buildings) and activities not in line with the Guidelines. 17 applications were classified as ineligible for funding as they were made by organisations not meeting the eligibility criteria for registration with the Foundation. A further 7 project proposals were withdrawn by the applicants themselves having benefited from other sources of funds.

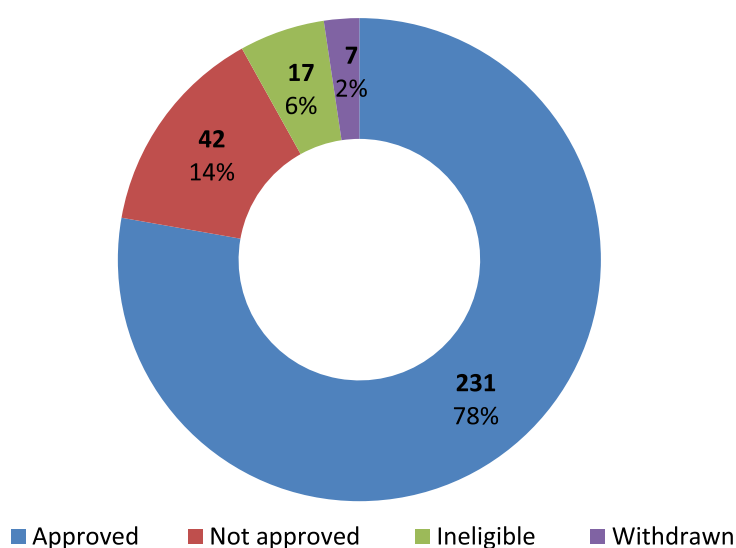


Figure 1: Outcome of Project Assessment Exercise

Approved Projects

The 231 projects approved for funding concern 173 NGOs altogether. The projects target an estimated 252,128 beneficiaries. This is based on information provided by the applicants. The exact figures will be confirmed when the projects have been completed and a final evaluation carried out.

The total amount of funds approved by the Foundation is to the order of Rs 203.67 million, of which Rs 82.04 million was already disbursed as at 31 October 2017.

Approved funds to individual projects range from a minimum of Rs24,000 to a maximum of Rs3 million. The average amount of funds approved works out at Rs 881,699 per project and Rs 1.18 million per NGO benefiting from funding.

Number of projects approved	231
Number of NGOs	173
Estimated number of beneficiaries*	252,128
Total amount of funds approved (Rs million)	203.67
Average amount by approved project (Rs)	881,699
Average amount by NGO (Rs million)	1.18
Minimum amount approved (Rs)	24,000
Max amount approved (Rs million)	3
Total amount disbursed as at 31 October 2017 (Rs million)	82.04

Table 5: Overview of Approved Projects

* Based on figures provided by applicants

35.1 percent of the approved projects have benefited from funds amounting to between Rs500,001 to Rs 1 million and more than a quarter of projects approved are for amounts between Rs1 million and Rs2 million. Nearly one third of the approved projects are for smaller amounts of up to Rs500,000 while only 7 projects have been awarded the maximum amount of Rs3 million.

Amount of Funds (Rs)	No. of Approved Projects	%
Up to 100,000	6	2.6
100,001-500,000	70	30.3
500,001-1,000,000	81	35.1
1,000,001-1,500,000	43	18.6
1,500,001-2,000,000	18	7.8
2,000,001-2,999,999	6	2.6
3,000,000	7	3.0

Table 6: Distribution of Approved Projects by Amount of Funding

Priority Areas

Nearly Rs59 million, representing 28.9 percent of the total amount of funds approved have been allocated to 71 projects for 'Education support and training'. 43 projects in the priority area 'Socioeconomic development' have been approved by the Foundation for a total amount of around Rs36.47 million. Quite large amounts of funds have also been allocated to 'Supporting people with disabilities' and for 'Dealing with health problems'. These two priority areas account for 15.2 percent and 13.6 percent respectively of the total amount of funds approved.

Priority Area	No. of Projects	Amount (Rs)	% of Total Amount
Socioeconomic development	43	36,465,426	17.9%
Education support and training	71	58,941,310	28.9%
Social housing	8	9,936,354	4.9%
Supporting people with disabilities	38	30,924,545	15.2%
Dealing with health problems	30	27,692,129	13.6%
Family protection	14	18,113,045	8.9%
Leisure and sports	10	6,760,957	3.3%
Environment	9	9,271,750	4.6%
Peace/nation building	8	5,566,965	2.7%
Road safety	-	-	-
Grand Total	231	203,672,481	100%

Table 7: Distribution of Approved Projects and Amount of Funding by Priority Area

Geographical Distribution

Projects are generally implemented by NGOs locally or regionally (i.e. at the community or district level). There are fewer projects (37 percent) that target beneficiaries across the island.

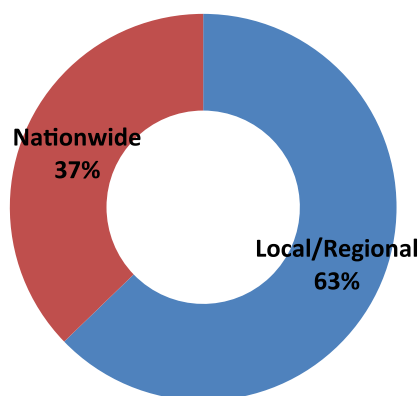


Figure 2: Local/Regional and National Projects

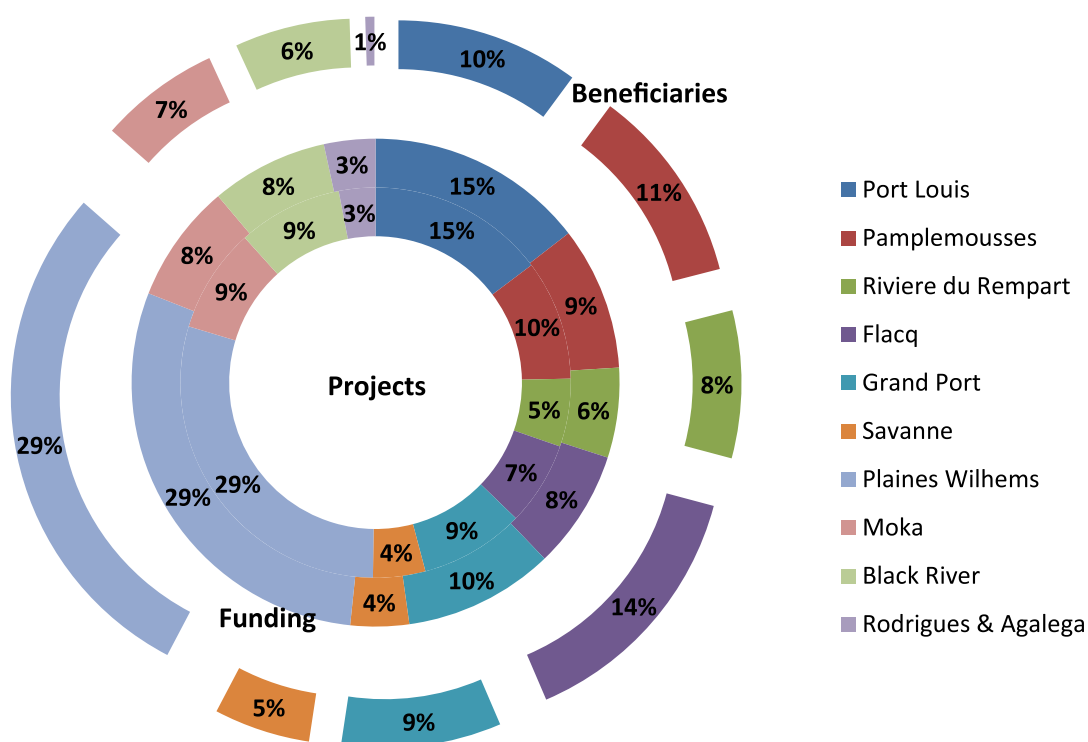
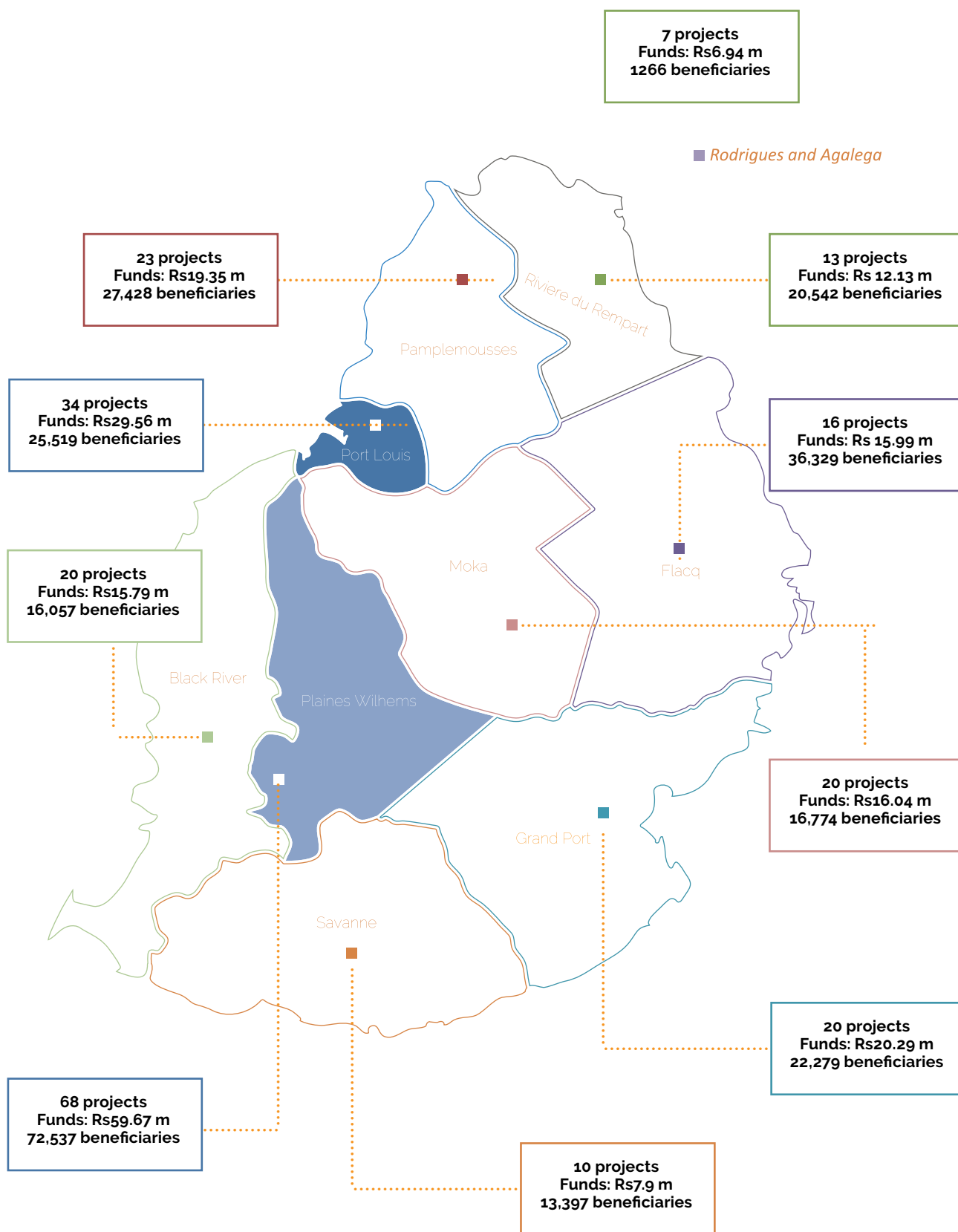


Figure 3: Percentage Distribution of Approved Projects, Funding and Beneficiaries by District

The majority of projects approved (29%) are in the district of **Plaines Wilhems** followed by **Port Louis** (15%). Accordingly, these two districts have been allocated the largest amount of funds. **Plaines Wilhems** and **Flacq** have the most beneficiaries. In contrast, **Savanne** has the lowest share of approved projects, amount of funding and beneficiaries. Projects targeting beneficiaries from **Rodrigues** and **Agalega** have also been approved by the Foundation.

Box 1: Geographical Distribution of Approved Projects, Funding and Beneficiaries



Main Target Groups

The large majority of projects (137) and amount of funds (61.8 percent) approved are targeted at vulnerable children. These are mainly in the priority area 'Educational support and training'.

Projects specifically targeting vulnerable women and families account for 8.3 percent and 6.8 percent respectively of the total amount of funding allocated. Most of these projects relate to 'Socioeconomic development' and in some cases 'Family protection'.

Category of Beneficiaries	No. of Projects	Total Amount (Rs)	% of Total Amount	Estimated No. of Beneficiaries
Children	137	125,833,176	61.8%	62,114
Women	21	16,940,660	8.3%	54,048
Families	19	13,875,729	6.8%	30,889
Elderly	8	5,047,567	2.5%	1,918
Others	46	41,975,349	20.6%	103,159
Grand Total	231	203,672,481	100%	252,128

Table 8: Main Target Groups

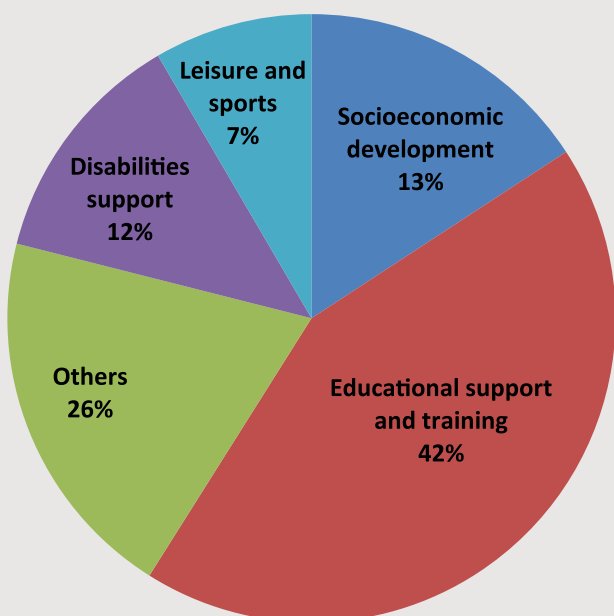


Figure 4: Breakdown of Approved Funds Targeting Vulnerable Children by Priority Area

Types of Intervention

The Foundation, through the 231 projects approved, supports different types of NGO interventions to the benefit of the poor and vulnerable groups. These relate mainly to support, care, skills development and empowerment of the underprivileged. A few projects also aim at sensitisation on specific problems and issues, especially relating to health, family protection, the environment and nation building.

Priority Area	Types of Intervention
Socioeconomic development	Empowerment, support
Educational support and training	Teaching, skills development, empowerment, support
Social housing	Refurbishment, shelter, sanitation
Supporting people with disabilities	Support, empowerment, care, therapy
Dealing with health problems	Sensitisation, screening, rehabilitation, care, support
Family protection	Awareness, support, care, empowerment
Leisure and sports	Sport/leisure activities
Environment	Sensitisation, empowerment, renewable energy
Peace/nation building	Sensitisation, empowerment

Table 9: Main Types of Intervention by Priority Area



Conclusion

This document is intended to be a reporting tool illustrating transparency and accountability in the allocation of funds by the National CSR Foundation.

The analysis of data from the Call for Projects presented in the report should also help to inform the Foundation's strategies for supporting NGO programmes and projects.

Going forward, the Foundation will:

- **Monitor** approved projects to track progress in terms of the established project objectives, action plan, budget and KPIs and check compliance with the signed contract document
- **Mentor** and **build capacity** of NGOs, as required, for an effective implementation of the projects approved
- **Evaluate** projects upon completion, focusing on key aspects including project design, implementation and results
- **Learn** and draw lessons in order to improve the effectiveness and efficiency of future programmes and projects.

**Address**

National CSR Foundation,
7th floor, Garden Tower,
La Poudriere Street,
Port Louis.

**Phone**

+230 4055152
+230 4055169

**Online**

Email : info@ncsrfoundation.org
Website: www.ncsrfoundation.org